

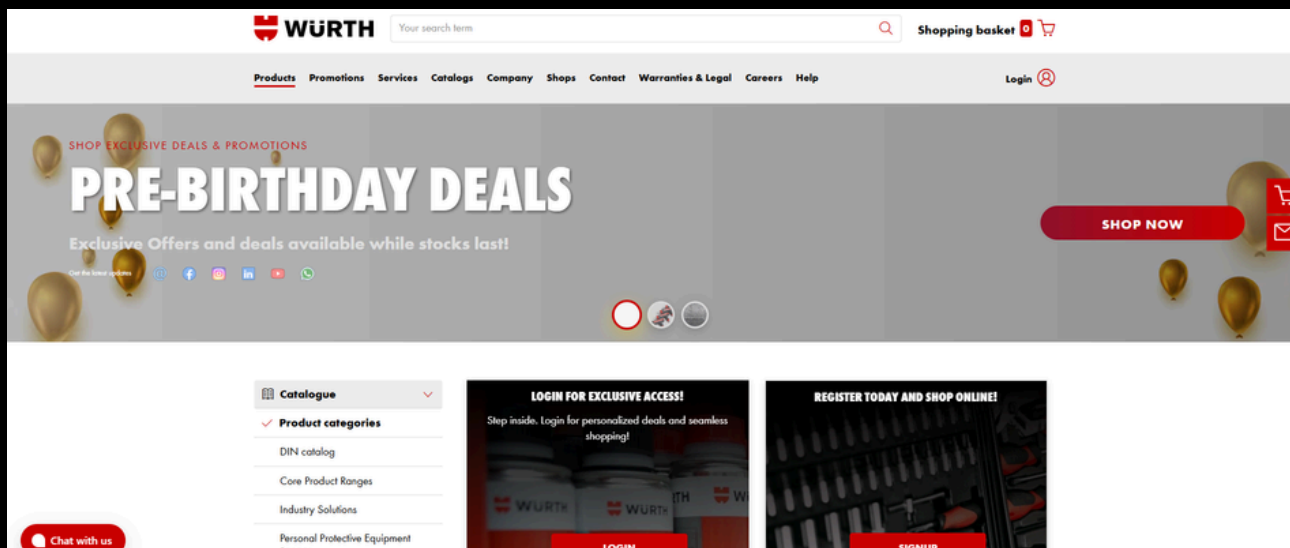


TOOL REGISTRATION GUIDE

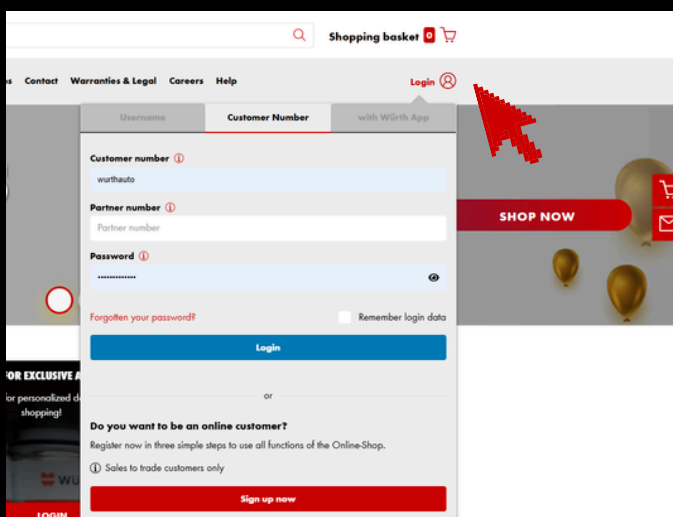
Register your Würth power tools within 30 days of the purchase date to activate your warranty on your tools.

*Failure to do so will void any warranty claim

1 www.eshop.wurth.co.za

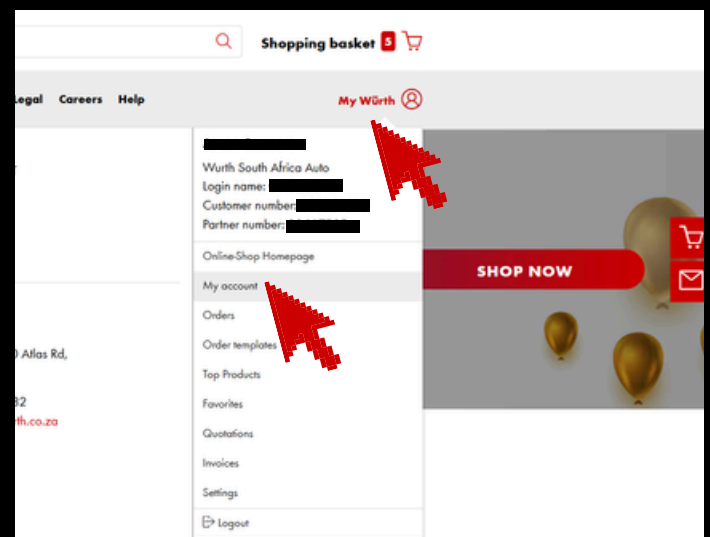


2 Click "Login" icon on top right and input details to login to online profile



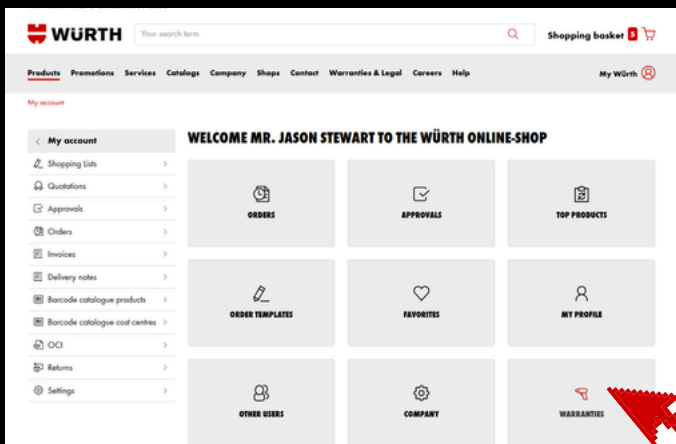
*if you do not have an online Würth profile see page 4 on how to register.

3 Click "My Würth" top right and click "My Account"



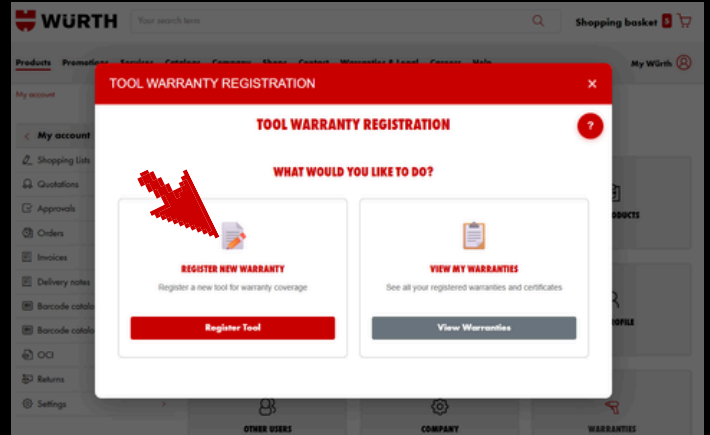
4

Navigate to Bottom right and click "WARRANTIES"



5

Click "Register New Warranty"



***View existing warranties and warranty applications here.

6

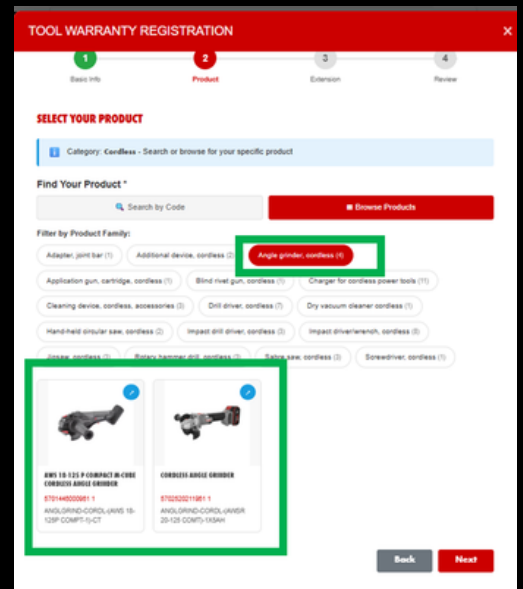
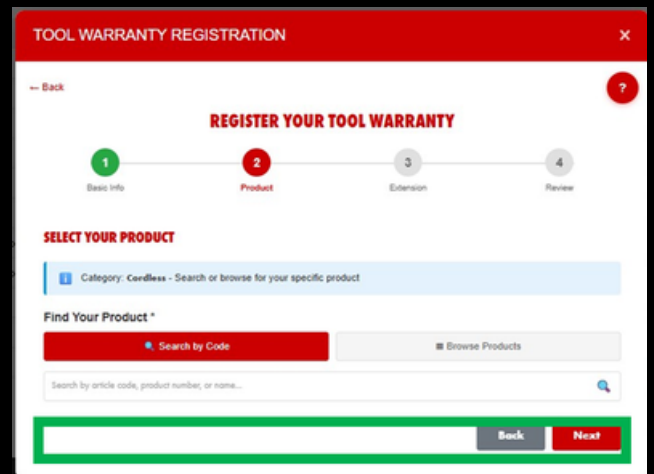
Fill in details on TOOL WARRANTY REGISTRATION pop up

Click Next once you have input details.

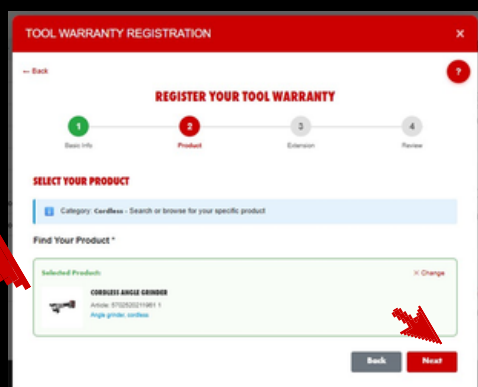
7

Input details for Tool you are Registering

*Search by the product Code / Article Number / Browse the tools applicable to the warranty

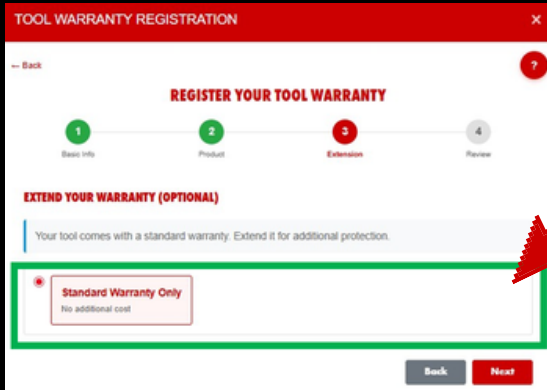


*Confirm final selection in green box and click "Next"



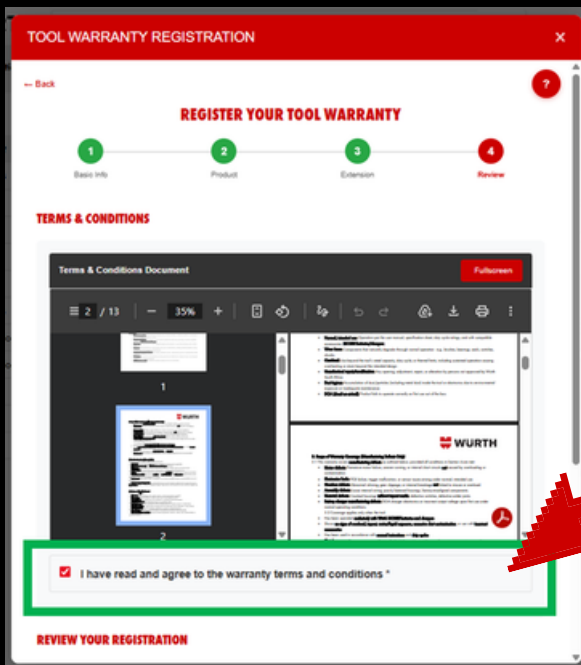
8 Warranty and Extended Warranty Selection

Select Standard Warranty



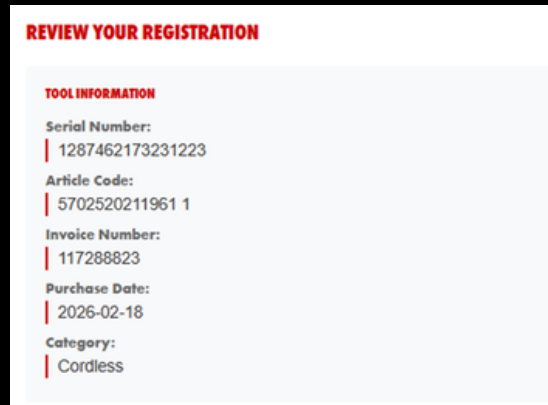
*Warranty extensions over and above Standard Warranty is possible at an additional cost.

NOTE: this is product specific and may not be available on all tools.



9 Accept Terms and Conditions

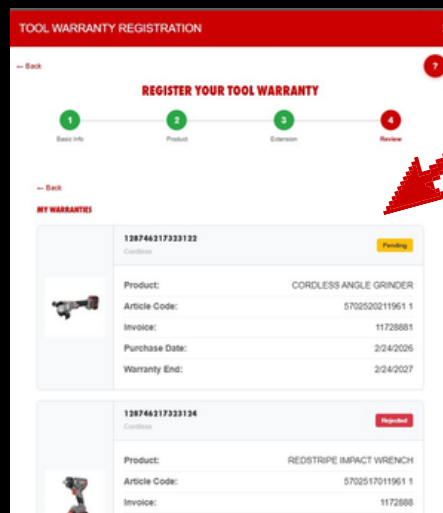
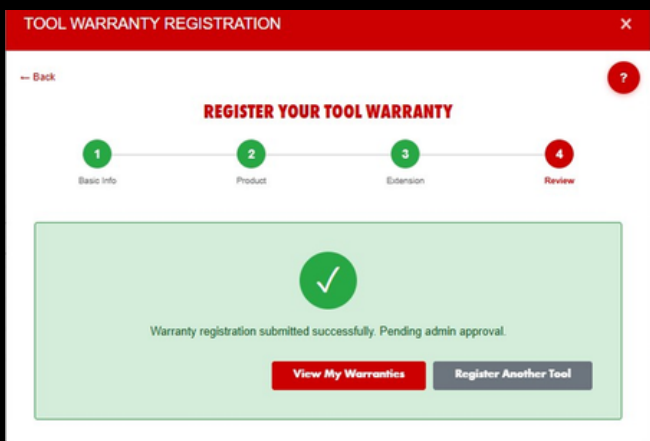
*Should this box not be ticked, and the application is submitted an error message will appear and your registration will not be submitted.



*Ensure you review tool information is correct.


10 Warranty Submission Successful

*Register additional Tools for Warranties and View existing Warranties.



*See status of Tool Warranty

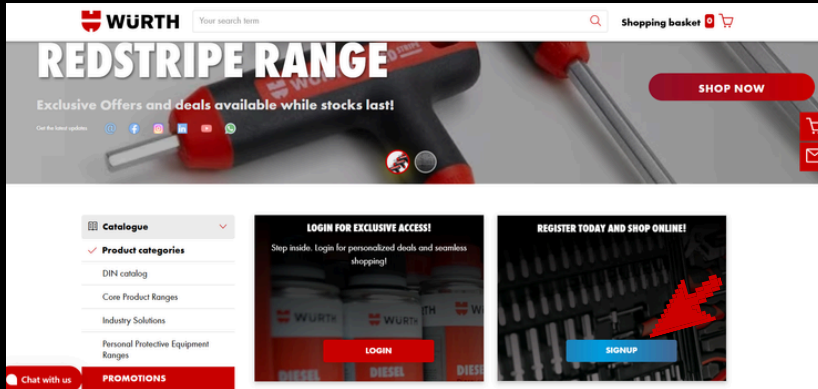
- Pending
- Approved
- Rejected



ONLINE REGISTRATION GUIDE

1 Visit www.eshop.wurth.co.za

Click "SIGN UP" button on REGISTER TODAY AND SHOP ONLINE square!



2 Create New Würth Account

JayceeBuck@10

3 Select Type of Customer

*Select "Yes" if you have a Würth account and "No" if you are not and fill in details to next step

4 Input your Details

*If you are an existing Würth customer you will be prompted to input your account number and if you are not fill in detail prompt fields

*Before clicking "Next" bottom right you can opt in for Email Newsletters and you must accept Terms & Conditions and confirm that the info. provided is for a commercial business.

5 Confirmation of Online Profile Creation

Click "NEXT" and you will be logged into your Würth online profile Homepage

THANK YOU FOR YOUR REGISTRATION!

We have sent your registration details to your email address. To login and shop now please click "NEXT".

Next

***New customers will be contacted by a Würth Representative to confirm details before access is granted**